



SEMIFUSE[®] SFVT Series PTC Fuses

Our SFVT strap PTC fuse provides reliable non-cycling protection against short-circuits and offers the user a slim, low-profile design with low resistance. This makes the SFVT ideal for the latest generation of rechargeable batteries, both cylindrical and prismatic.


Characteristics

Agency Approvals; UL,C-UL and TÜV

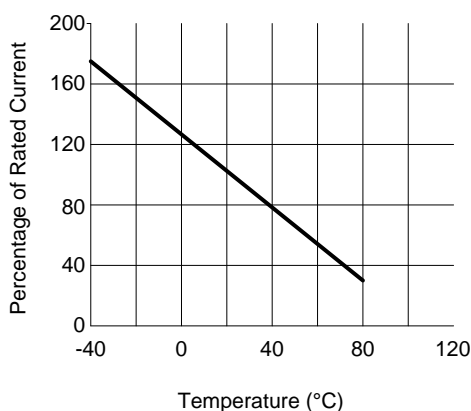
Part Number	I _{hold} (A)	I _{trip} (A)	V _{max} (Vdc)	I _{max} (A)	P _d ^{max} (W)	Maximum Time to Trip @ 23°C		Resistance @ 23°C		Maximum Dimension (mm)	
						Current (A)	Time (Sec.)	R _{min} (Ω)	R _{1max} (Ω)	A	B
SFVT110F	1.10	2.7	16	100	0.7	5.50	1.5	0.038	0.140	25.6	2.9
SFVT170F	1.70	3.4	16	100	0.7	8.50	3.0	0.030	0.105	17.5	7.4
SFVT175F	1.75	3.6	16	100	0.8	9.00	3.0	0.029	0.102	23.0	3.7
SFVT200F	2.00	4.7	16	100	0.9	10.0	4.0	0.022	0.078	23.0	4.5
SFVT210F	2.10	4.7	16	100	1.2	10.0	5.0	0.018	0.060	23.0	5.2
SFVT240F	2.40	5.9	16	100	1.0	12.0	4.0	0.014	0.052	26.0	5.3

Definitions

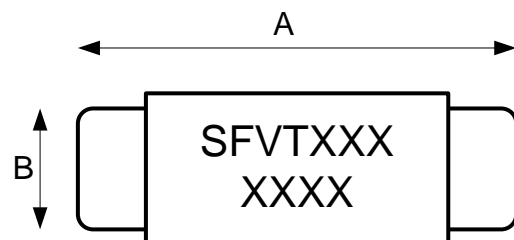
- I_{hold} = Hold current, maximum current PTC will pass without tripping in 23°C still air.
- I_{trip} = Trip current, minimum current at which the PTC will trip in still air at 23°C.
- V_{max} = Maximum voltage PTC can withstand without damage at rated current (I_{max})
- I_{max} = Maximum fault current PTC can withstand without damage at rated voltage (V_{max})



Thermal De-Rating Curve



Configuration



Dimensions – see above table

CAUTION: Operating beyond the specified maximum ratings may result in device damage and cause possible arcing and flame.