
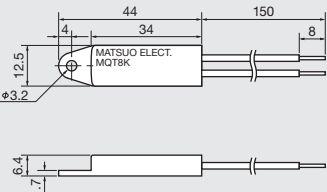

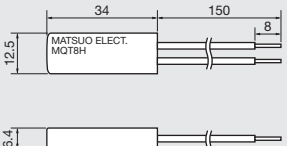
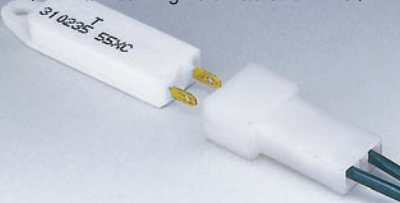
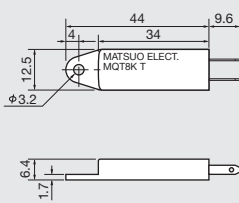

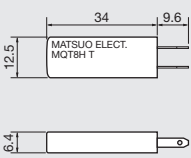

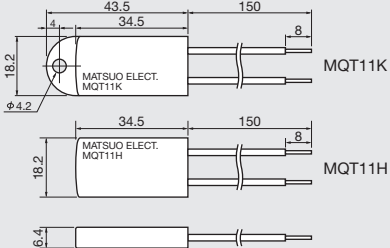

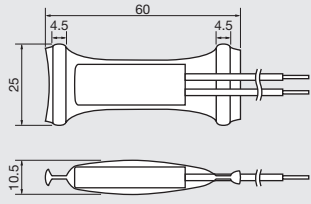


2 Amp. Series for ordinary temperature (AC125V/2A, AC250V/1.3A) [-10°~110°C] (DC12V/2A, DC24V/1.3A)

Each model is available in a double sealed construction.

<p>MQT8K (With a mounting hole Two lead wires)</p> 	 <p>Regarding the lead; AWM1015/AWG22 black 150mm length is the standard for 75°C or lower AWM3271/AWG22 gray 150mm length is the standard for 76°C or higher</p>	<p>Features:</p> <ol style="list-style-type: none"> 1.) Representative model of the 2Amp. series. 2.) Epoch making low price for a long life and small differential thermostat. 3.) It can be mounted with only one screw. It is most suitable for outside air temperature detection.
<p>MQT8H (No mounting hole Two lead wires)</p> 	 <p>Regarding the lead; AWM1015/AWG22 black 150mm length is the standard for 75°C or lower AWM3271/AWG22 gray 150mm length is the standard for 76°C or higher</p>	<p>Features:</p> <ol style="list-style-type: none"> 1.) It is suitable for insertion into heater pads, etc. 2.) The internal structure is the same as MQT8K.
<p>MQT8KT (MQT8K with tab terminals. With a mounting hole. Tab size: #110)</p>  <p>(Receptacle is available separately.)</p>	 <p>The terminal is #110, Faston</p>	<p>Features:</p> <ol style="list-style-type: none"> 1.) MQT8K with a tab terminal. 2.) Install a lead of your desired length into the receptacle and use it by inserting the thermostat. 3.) We have the receptacle available.
<p>MQT8HT (MQT8H with tab terminals. No mounting hole. Tab size: #110)</p>  <p>(Receptacle is available separately.)</p>	 <p>The terminal is #110, Faston</p>	<p>Features:</p> <p>The usage is the same as MQT8KT. The only difference is that it has no mounting hole.</p>
<p>MQT11K (Fuse installed Two lead wires With a mounting hole)</p>  <p>MQT11H (Fuse installed No mounting hole Two lead wires)</p>	 <p>Regarding the lead; AWM1015/AWG22 black 150mm length is the standard for 75°C or lower AWM3271/AWG22 gray 150mm length is the standard for 76°C or higher</p>	<p>Features:</p> <ol style="list-style-type: none"> 1.) Cases of MQT8K and 8H are widened and temperature fuse is connected in series inside the case for dual safety. 2.) Standard specifications for the fuse temperature is 76°C/108°C/115°C/133°C/145°C. 3.) As for the fuse temperature, select the one with a temperature 25°C or more higher than the preset temperature of the thermostat.
<p>MQT8H (DS) Double sealed construction</p> 	 <p>Regarding the lead; AWM1015/AWG22 black 150mm length is the standard for 75°C or lower AWM3271/AWG22 gray 150mm length is the standard for 76°C or higher</p>	<p>Features:</p> <ol style="list-style-type: none"> 1.) While a near complete sealing is achieved by double sealing (DS), moisture intrusion by capillary action at the tip of the lead cannot be avoided. Be careful not to have water splash on the lead tip.

NOTE: All drawings are 40% of full size to help you compare the sizes of products.

Ratings and Characteristics:

Tolerance of Setting Temperature and Differential vs. Setting Temperature

Setting Temperature	-10°C~-1°C		0°C~50°C		51°C~65°C		66°C~110°C	
Diff.	X	Y	X	Y	X	Y	X	Y
A (2°C~5°C)			±3	±3				
B (3°C~6°C)	±4	±4	±3	±3	±4	±4		
C (5°C~8°C)	±4	±4	±3	±3	±4	±4	±5	±5
D (8°C~12°C)	±4	±4	±4	±4	±4	±4	±5	±5

Note: 1. Above list shows the standard tolerance.
2. Special tolerance such as ±1.5 or ±2 will be available.

Table of contact capacity by voltage used and by DIFF. ranking (100,000 times life as standard)

Voltage	Current	Standard contact		Crossbar contact (For micro current)	
		Differential rank	Current(unit power factor 1)	Differential rank	Current(unit power factor 1)
—	DC48V	A	50mA ~ 0.3A	A	1mA ~ 100mA
		B	50mA ~ 0.3A	B	
		C	50mA ~ 0.3A	C	
		D	50mA ~ 0.6A	D	
AC250V	DC24V	A	50mA ~ 0.6A	A	1mA ~ 100mA
		B	50mA ~ 0.9A	B	
		C	50mA ~ 1.3A	C	
		D	50mA ~ 1.3A	D	
AC125V	DC12V	A	50mA ~ 1A	A	1mA ~ 100mA
		B	50mA ~ 1.5A	B	
		C	50mA ~ 2A	C	
		D	50mA ~ 2A	D	

NOTE: 1. "2 Ampere series" represents the standard maximum current at AC125V.
2. A fluctuation by the unit power factor a half of the current at unit power factor by 0.75 power factor, 1/5 of the current at unit power factor by 0.4 power factor.
3. The spark killer might be required for a load in direct voltage.

Maximum operating voltage : AC250V max., DC48V max.

Temperature setting range : -10°C~110°C (tolerance/differential will change in the higher temp.)(see the above table)

Differential : rank A 3.5 ± 1.5 (2~5)°C
rank B 4.5 ± 1.5 (3~6)°C
rank C 6.5 ± 1.5 (5~8)°C
rank D 10 ± 2 (8~12)°C

Contact configuration : 1b(X), or 1a(Y)

Operating temperature range : -30°C~85°C(standard), -30°C~125°C(special)(no icing, no condensing)
(use within 60°C above the set temperature.)

Insulation resistance : 100MΩ or more

Contact resistance : 70mΩ or less (including lead wire resistance)

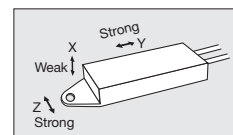
Withstanding voltage : AC2000V for 2sec.(600V for 1minute between contacts)

Vibration resistance : Selected from JIS·C·0911-1984
Constant vibration; 50Hz fixed/0.2mm fixed (1G)
Sweep vibration; 10~55Hz/0.35mm fixed (0.1~2.2G)
Withstands 2 hour each in directions X, Y and Z.

Impact resistance : No damage when dropped three times from the height of 40cm onto a concrete floor(about 70G).
No damage for double sealed model when dropped three times from the height of 1m onto a concrete floor (about 240G).
Withstands substantial impact after being put in a package or mounted in equipment.

Life : 2 million mechanical operations, 100,000 electrical operations at rated load.

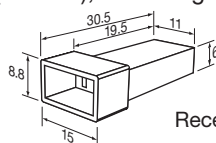
Handling precautions : The thermostat withstands vibration and impact applied along Y and Z axis, but does not tolerate impact from X direction. It is recommended that the thermostats be installed to minimize stresses applied along the X axis.



Tab terminal series

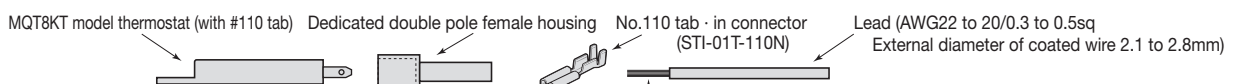
A #110 tab comes out from the thermostat main body, and a dedicated receptacle of a double pole combined type is prepared as the corresponding receptacle.

Because the conventional type with a lead could not adapt itself to lead length cases different from the standard lead length (150mm), we changed it so that the customer can freely select the lead length, which is a big improvement.



Receptacle dimensional drawing

*It is expected that the customer will make the connection of the lead, with the length required by the customer, and the female housing.



Please do the caulking of this section by the customer.
(Manual one hand type tool, J.S.T-YC-041, is suitable for the caulking work.)

NOTE: Because No.110 tab in connector comes in a reel, connection by an automated machine is possible.