

SEFUSE SM-B Thermal Fuses

Our SM/B thermal fuse uses a fusible alloy inside a ceramic case. It has a continuous current rating of 1A/250VAC. Because of its insulated case, the SM fuse can be applied directly to where it will be most effective.

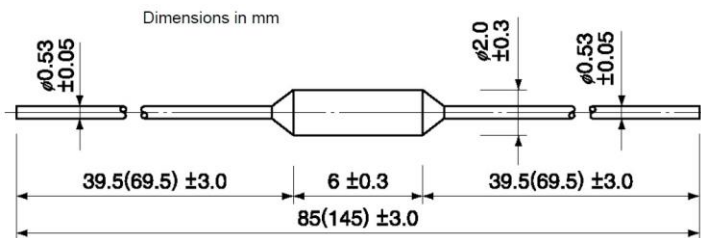
Features

- Smallest diameter, one shot thermal fuse
- Ceramic Fuse body: 2 x 6mm
- Temp range; 92°C to 146°C
- Rating: 1A/250VAC (for DC see below)

Applications

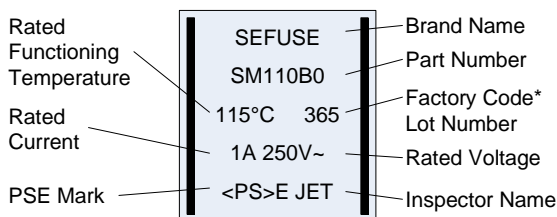
- Electric motors, transformers & solenoids
- Personal care and small appliances
- Rechargeable battery packs
- Component monitoring e.g. ATEX applications

Dimensions in mm



Note: The dimensions for long lead devices are in parentheses.

Markings

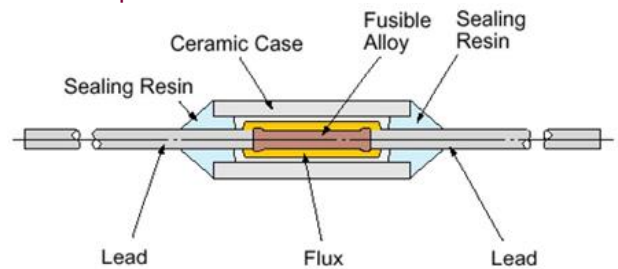


* Factory Code represents the factory location as shown below

Japan: none
Thailand: C

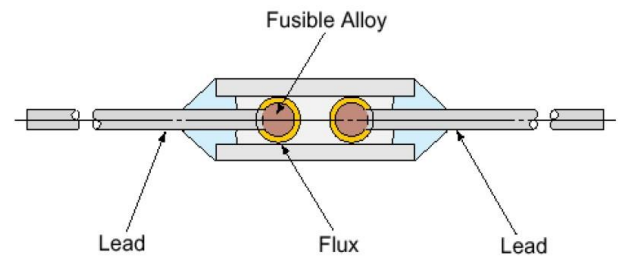


Before Operation



In the SM fuse, the leads are connected by a fusible alloy. The current flows directly from one lead to the other through the fusible alloy which is coated with a special flux.

After Operation



When the ambient temperature rises to the SM's operating temperature, the fusible alloy melts and coalesces into a drop around the end of each lead. This is due to surface tension forces and the special flux coating. The electrical circuit is then open.

Part #	Rated Functioning Temperature Tf (°C)	Operating Temperature (°C)	Tmax (°C)	Electrical Ratings		UL	VDE	BEAB	CSA
				AC	DC				
SM092B0	97	92 +3/-2	200	1A (Resistive) AC250V	3.5A DC50V	E71747	677802- 1171- 0004	C1169	172780 (LR52330)
SM110B0	115	110 ±2	125		6A DC50V				
SM125B0	131	126 +3/-2	200						
SM137B0	142	137 +3/-2							
SM146B0	151	146 +3/-2							

For further information please contact us at sales@atcsemitec.co.uk