

SEMIFUSE® SFSR Series PTC Fuses

Our SFSR series re-settable PTC fuse will provide non-cycling protection against short circuits in rechargeable batteries and electronic circuits. Once tripped, the device remains latched in a high resistance state until the fault is removed. Hold currents from 1.2A to 4.2A.

Applications


- Rechargeable battery packs
- Lithium cell
- Battery packs

Features

- Low profile
- Solid state

Agency Approvals

UL, C-UL and TÜV



Part Number	I _{hold} (A)	I _{trip} (A)	V _{max} (Vdc)	I _{max} (A)	P _d ^{max} (W)	Maximum Time to Trip @ 23°C		Resistance @ 23°C		Maximum Dimension (mm)	
						Current (A)	Time (Sec.)	R _{min} (Ω)	R _{1max} (Ω)	A	B
SFSR120F	1.20	2.7	15	100	1.2	6.00	5.0	0.085	0.220	22.1	5.20
SFSR175F	1.75	3.8	15	100	1.5	8.75	5.0	0.050	0.120	23.1	5.20
SFSR200F	2.00	4.4	30	100	1.9	10.0	4.0	0.030	0.100	23.4	11.0
SFSR350F	3.50	6.3	30	100	2.5	20.0	3.0	0.017	0.050	31.8	13.5
SFSR420F	4.20	7.6	30	100	2.9	20.0	6.0	0.012	0.040	32.4	13.6

Definitions

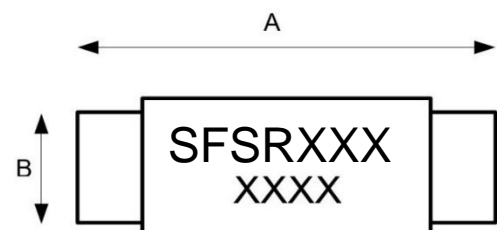
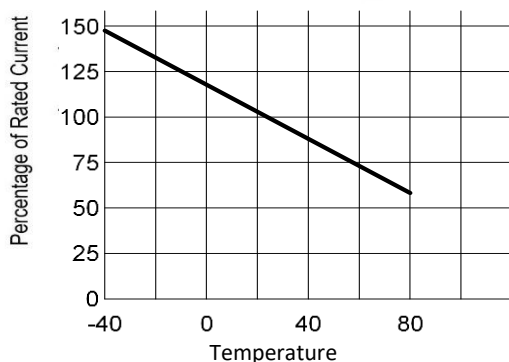
I_{hold} = Hold current, maximum current PTC will pass without tripping in 23°C still air.

I_{trip} = Trip current, minimum current at which the PTC will trip in still air at 23°C.

V_{max} = Maximum voltage PTC can withstand without damage at rated current (I_{max})

I_{max} = Maximum fault current PTC can withstand without damage at rated voltage (V_{max})

Thermal De-Rating Curve



Dimensions – see above table

CAUTION: Operating beyond the specified maximum ratings may result in device damage and can cause possible arcing and flame.

For further information please contact us at sales@atcsemitec.co.uk