

Sensor Technology

KN Series



KN Series Ceramic Wire Wound PRTD

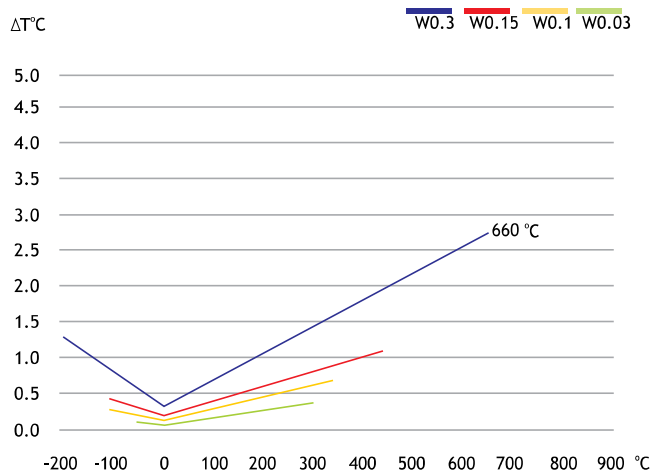
The KN Series Ceramic Wire Wound PRTDs are suitable for general applications requiring temperature stability and accuracy.

Applications: Industrial resistance thermometers, for industrial process like chemical, power generation plants and analytical equipment.

Construction: A platinum coil is sealed inside a high purity aluminum oxide ceramic body. Lead wires are shear force resistant and assure proper connection to extension leads and cables. Two separate coils can be embedded in one ceramic body.

On demand: In addition to the standard products, we are also producing on demand products. In order to offer the best solution to the market, we are able to design element sensors considering different diameters, lengths, classes and coefficients.

Class tolerance chart



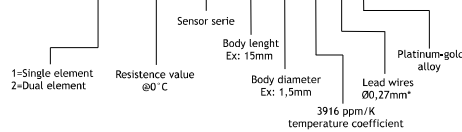
KN Series specifications 1 Pt Models (Single elements)



1Pt Types					Dimensions in mm				Self Heating	Response time			
Product		Class	Temperature range (°C)	Order No.	L	D	d	l	0 °C (K/mW)	Water: V= 0.4m/s		Air: V= 3m/s	
Description	Tolerance Class									t _{0.5}	t _{0.9}	t _{0.5}	t _{0.9}
1Pt100 KN 0815	W0.3	B	-196 ~+660	32.206.463	8 ⁺² ₋₀	1.5±0.15	0.20±0.01	7.5±0.5	0.28	0.2	0.5	6.7	21.8
	W0.15	A	-100 ~+450	32.206.464				7.5±0.5					
	W0.1	1/3	-100 ~+350	32.206.465				7.5±0.5					
	W0.06	1/5	-50 ~+300	32.206.000				7.5±0.5					
	W0.03L	1/10	-50 ~+150	32.206.432				7.5±0.5					
W0.03	1/10	-50 ~+300	32.206.024	6.5±0.5									
1Pt100 KN 1510	W0.3	B	-196 ~+660	32.206.913	15 ⁺² ₋₀	1.0±0.1	0.20±0.01	7.5±0.5	0.14	0.2	0.3	3.0	9.0
	W0.15	A	-100 ~+450	32.206.914				7.5±0.5					
	W0.1	1/3	-100 ~+350	32.206.915				7.5±0.5					
	W0.03L	1/10	-50 ~+150	32.206.433				7.5±0.5					
	W0.03	1/10	-50 ~+300	32.206.185				6.5±0.5					
1Pt100 KN 1515	W0.3	B	-196 ~+660	32.206.455	15 ⁺² ₋₀	1.5±0.15	0.20±0.01	7.5±0.5	0.08	0.2	0.4	5.0	15.7
	W0.15	A	-100 ~+450	32.206.456				7.5±0.5					
	W0.1	1/3	-100 ~+350	32.206.457				7.5±0.5					
	W0.06	1/5	-50 ~+300	32.206.171				7.5±0.5					
	W0.03L	1/10	-50 ~+150	32.206.424				7.5±0.5					
W0.03	1/10	-50 ~+300	32.206.112	6.5±0.5									
1Pt100 KN 1515 EG	W0.3	B	-196 ~+660	32.206.907	15 ⁺² ₋₀	1.5±0.15	0.27±0.01	7.5±0.5	0.08	0.2	0.4	5.0	15.7
	W0.15	A	-100 ~+450	32.206.908				7.5±0.5					
	W0.1	1/3	-100 ~+350	32.206.909				7.5±0.5					
1Pt100 KN 1515 G	W0.3	B	-196 ~+660	32.206.901	15 ⁺² ₋₀	1.5±0.15	0.27±0.01	7.5±0.5	0.08	0.2	0.4	5.0	15.7
	W0.15	A	-100 ~+450	32.206.902				7.5±0.5					
	W0.1	1/3	-100 ~+350	32.206.903				7.5±0.5					
	W0.06	1/5	-50 ~+300	32.206.956				7.5±0.5					
	W0.03L	1/10	-50 ~+150	32.206.423				7.5±0.5					
W0.03	1/10	-50 ~+300	32.206.057	6.5±0.5									
1Pt100 KN 1526	W0.3	B	-196 ~+660	32.206.925	15 ⁺² ₋₀	2.6±0.15	0.27±0.01	7.5±0.5	0.6	0.3	0.6	10.2	33.8
	W0.15	A	-100 ~+450	32.206.926				7.5±0.5					
	W0.1	1/3	-100 ~+350	32.206.927				7.5±0.5					
1Pt100 KN 2510	W0.3	B	-196 ~+660	32.206.362	25 ⁺² ₋₀	1.0±0.15	0.20±0.01	7.5±0.5	0.07	0.2	0.4	3.0	8.8
	W0.15	A	-100 ~+450	32.206.365				7.5±0.5					
	W0.1	1/3	-100 ~+350	32.206.368				7.5±0.5					
	W0.03L	1/10	-50 ~+150	32.206.434				7.5±0.5					
	W0.03	1/10	-50 ~+300	32.206.044				6.5±0.5					
1Pt100 KN 2515	W0.3	B	-196 ~+660	32.206.370	25 ⁺² ₋₀	1.5±0.15	0.20±0.01	7.5±0.5	0.07	0.2	0.4	5.3	16.0
	W0.15	A	-100 ~+450	32.206.372				7.5±0.5					
	W0.1	1/3	-100 ~+350	32.206.374				7.5±0.5					
	W0.03L	1/10	-50 ~+150	32.206.435				7.5±0.5					
	W0.03	1/10	-50 ~+300	32.206.099				6.5±0.5					
1Pt100 KN 3026	W0.3	B	-196 ~+660	32.206.520	30 ⁺² ₋₀	2.6±0.15	0.27±0.01	7.5±0.5	0.4	0.3	0.6	10.5	34.0
	W0.15	A	-100 ~+450	32.206.544				7.5±0.5					
	W0.1	1/3	-100 ~+350	32.206.557				7.5±0.5					
	W0.03L	1/10	-50 ~+150	32.206.436				7.5±0.5					
	W0.03	1/10	-50 ~+300	32.206.082				6.5±0.5					

Technical Specification

Description meaning: Ex: 1Pt100 KN 1515 E G P



Temperature range:	W0.3 (Class B)	= -196 °C to +660 °C
	W0.15 (Class A)	= -100 °C to +450 °C
	W0.1 (Class 1/3 B)	= -100 °C to +350 °C
	W0.06 (Class 1/5 B)	= -50 °C to +300 °C
	W0.03L (Class 1/10 B)	= -50 °C to +150 °C
	W0.03 (Class 1/10 B)	= - 50 °C to +300 °C

Temperature coefficient: Tc = 3850 ppm/K

Leads: Palladium-gold alloy

Length Leads: 7,5 mm ± 0,5 mm

Insulation resistance after assembly: > 100 MOhm @ 25 °C

Measuring current: 1 mA

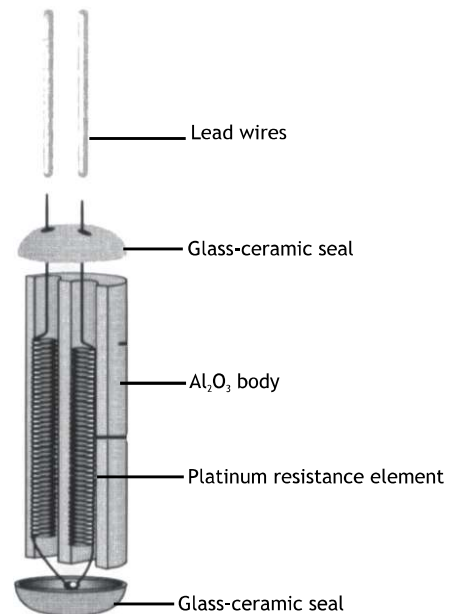
Tolerance class:

- According to IEC 60751:2008
- Other standards, narrower tolerances and other nominal resistances are available on request

Temperature stability: Excellent long-term stability

Also available:

- Platinum-gold alloy
- Different temperature coefficients On demand. (3916 ppm/K - old JIS)
- Extension leads



The measuring point is located at 6 mm from the end of the sensor body.

Sensor Technology reserves the right to make changes without notice in the specifications of this product